

Classifying Nouns Poster and Mats Set

Congratulations on your purchase of this Really Good Stuff® **Classifying Nouns Poster and Mats Set**—a motivating way to introduce and reinforce classifying nouns.

This Really Good Stuff® product includes:

- *Classifying Nouns Poster*, Write Again® wipe-off laminate
- 4 *Classifying Nouns Mats*, Write Again® wipe-off laminate
- This Really Good Stuff® Activity Guide

Displaying and Assembling the Classifying Nouns Poster and Mats Set

Before separating and displaying the **Classifying Nouns Poster and Mats Set**, make copies of this Really Good Stuff® Activity Guide and file the pages for future use. Or, download another copy of it from our Web site at www.reallygoodstuff.com. Separate the *Classifying Nouns Poster and Mats*. Store the *Mats* where they are accessible. Hang the *Poster* where students will be able to see it easily.

Introducing the Classifying Nouns Poster and Mats Set

Explain that there are four types of nouns: People, places, things, and ideas. Point to the *Poster* and review with students the different types of people nouns. Ask students what other people nouns they can think of and record their answers on a sheet of chart paper. You may want to point out that some of the people nouns have capital letters and some do not, which would be a good introduction to proper nouns should students be ready for that objective.

Review with students the examples of places on the *Poster*. Have students share other examples of places and record their answers on the chart paper. Continue this process with the things and ideas sections of the *Poster*.

Small Group Sort

Make four sets of the *Classifying Nouns Examples Reproducible*: Copy the reproducible, cut apart the examples and store each set in a plastic bag. Copy the *Classifying Nouns Mat Reproducible*, gather a group of four to eight students, and give each student or pair of

students a *Classifying Nouns Mat*. Review the four types of nouns and ask students for a few examples of each. Distribute a *Classifying Nouns Examples Reproducible* set to each student or pair. Work with students to sort a few on their *Mat*. Then have students sort the rest of the examples on their own. Review with students how they sorted the nouns and discuss any challenging ones with them.

Answers: People: child, uncle, teacher, Mr. White, Mrs. Conrad; Places: Australia, classroom, school, United States, grocery store; Things: clock, turtle, taco, corn, chair, and; Ideas: weakness, friendship, curiosity, teamwork, happiness.

Classifying Nouns Center

Copy, cut apart, and store enough sets of the *Classifying Nouns Pictures Reproducible* for a center. Show students the *Classifying Nouns Mats* and explain that students should sort the pictures into the correct section. Copy the *Classifying Nouns Answer Key Reproducible* and have students check their work against the *Answer Key* when they are finished.

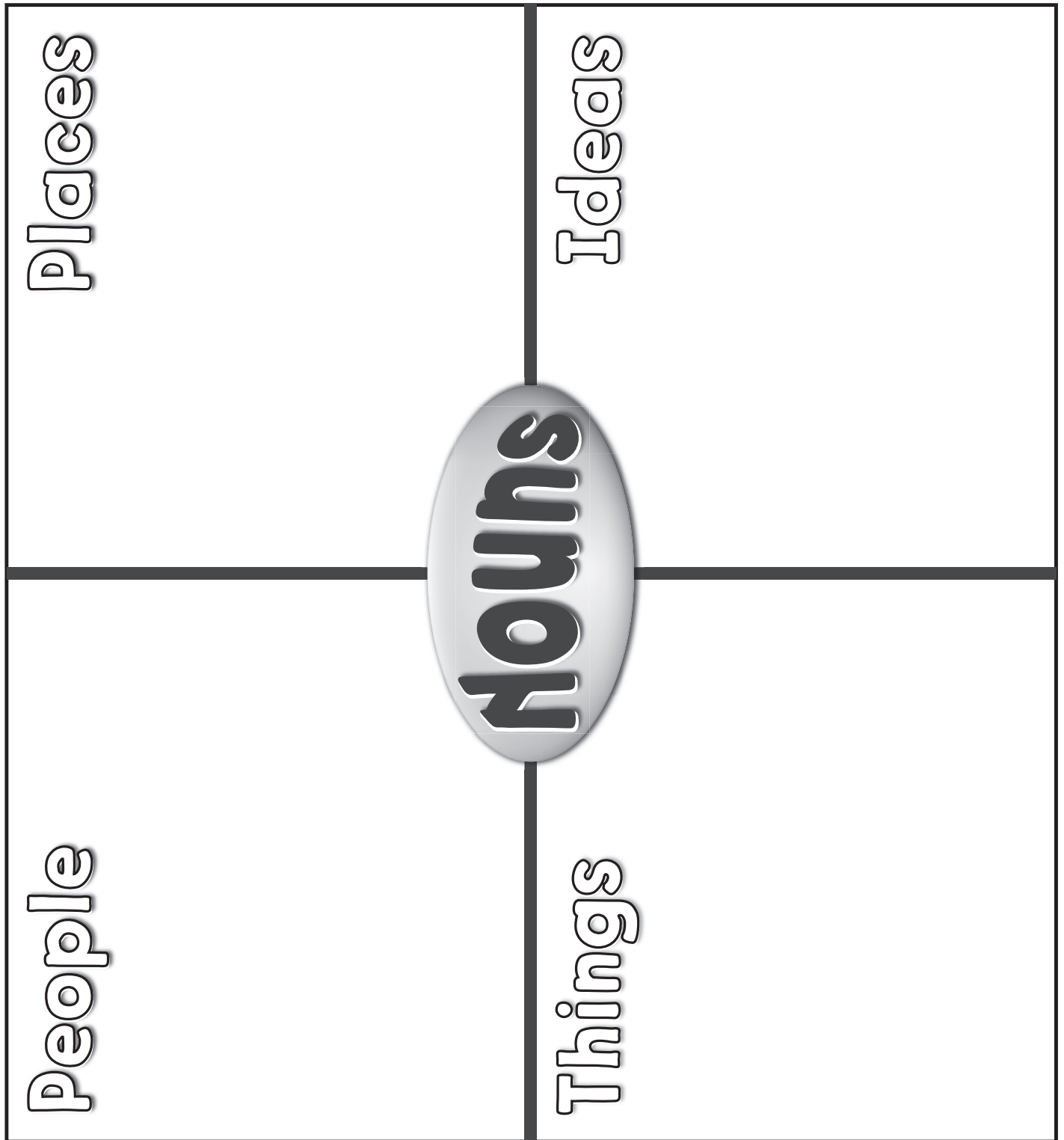
Classifying Nouns Match Reproducible




Copy and distribute the *Classifying Nouns Match Reproducible*. Instruct students to identify which of the four nouns the listed noun is. Either review answers with students as a class or collect the assignment as an assessment.

Answers: Niagara Falls—place, baseball bat—thing, elephant—thing, love—idea, Hannah Montana—people, beauty—idea, nephew—people, amusement park—place, popcorn—thing, Dr. Feldman—people, sadness—idea, library—place, firefighter—people, strength—idea, desert—place

Classifying Nouns Assessment

Copy and distribute the *Classifying Nouns Mat Reproducible* and either the *Classifying Nouns Pictures Reproducible* or *Classifying Nouns Examples Reproducible*. Have students cut apart the examples. Instruct students to sort and paste the examples inside the correct section on their *Mat*. Collect and review their completed work to identify students who need more practice identifying the four groups of nouns.





child	Australia
clock	uncle
teacher	weakness
classroom	turtle
friendship	school
taco	curiosity
teamwork	Mr. White
corn	happiness
United States	chair
Mrs. Conrad	grocery store

Nouns
people, places, things, and ideas

Places

beach
Grand Canyon
stadium
forest
city

Things

brother
Julie
teacher
Mr. Smith
pumpkins
Eiffel Tower
chair
dog
markers

Ideas

friendship
boredom
hope
teamwork
effort

girl

Classifying Nouns Match

Name: _____

Date: _____

Directions: Identify which of the four types of nouns each word is. Write the type from the Noun Box next to the word on the line.

Noun Box	
people	place
thing	idea

Ex: Mrs. Portelance people

1. Niagara Falls _____

2. baseball bat _____

3. elephant _____

4. love _____

5. Hannah Montana _____

6. beauty _____

7. nephew _____

8. amusement park _____

9. popcorn _____

10. Dr. Feldman _____

11. sadness _____

12. library _____

13. firefighter _____

14. strength _____

15. desert _____