

Concentration

Compound Words

This Really Good Stuff® product includes:

- 56 Compound Word Really Good Learning Deck Cards™ (26 Beginning [Green] Words, 26 Ending [Red] Words)
- Center Task Card
- This Really Good Stuff® Activity Guide

All activity guides can be found online:

© 2009 Really Good Stuff® 1-800-366-1920
www.reallygoodstuff.com #304100
Made in Guangzhou, China

With this *Learning Deck*, your students can make the following words:

applesauce	handcuff
armchair	jellyfish
baseball	lighthouse
butterfly	pinecone
cupcake	railroad
doormat	screwdriver
downstairs	silkworm
drumstick	snowflake
earring	strawberry
everybody	toothpaste
forever	turtleneck
grandchild	watermelon
greyhound	weekend

Building Word-attack Skills


The study of compound words makes longer words more accessible and helps bridge the gap between single and polysyllabic word study. Through learning how the meaning of each morpheme contributes to the meaning of the compound word, students develop an important word-attack strategy, increase their word-building skills, build vocabulary, reinforce spelling skills, and develop reading fluency.

Meets State Standards

This type of practice in compound word building helps students meet grade-level expectations and prepare for standardized testing. **Compound Word Concentration** can also help make students better readers.

Managing Compound Word Concentration

- Select pairs of green and red Cards that make words together before having students play.
- Gradually add word pairs or use fewer pairs, depending on students' progress or challenges with the game.
- Demonstrate how to sort the Cards by color, and tidy the area when the game time is over.




Congratulations on your purchase of Really Good Stuff® **Compound Word Concentration**, a fun learning game. The familiar game of Concentration is a great way for early learners to practice matching up words that make compounds.

In this game, students enjoy forming compound words by finding matches. Have your students use this set at a table or center to play the low-pressure game of **Compound Word Concentration**, also known as Memory, and other games.

Introducing Compound Word Concentration

Before playing games with the *Learning Deck Cards™*, explore compound words. Have students help you decode compounds by breaking them into two words. Explore combinations of color-coded *Learning Deck Cards™*. Help students notice that the green-coded words always come first in the compound, and red words come second. For example: "In the words *handcuff*, *armchair*, and *strawberry*, the words *hand*, *arm*, and *straw* are what color?" Record new compounds on the board as you make them. Combine words that don't make compounds, and ask students if they go together.

Place the rows of green and red Cards separately or mix them together and remind players to select one of each color.




Compound Word Concentration

Players: Two to four

Materials: Up to 26 pairs of Learning Deck Cards™ that make compounds, Center Task Card

Object: To try to remember the location of Cards in order to make compound word matches.

1. Shuffle the Cards and place the green Cards faced own in rows on a table or floor. Place the red Cards face down in rows separate from the green Cards.
2. Player 1 takes a turn. He or she flips over one green Card and one red Card to see if they make a compound word together, with the green word at the beginning. If they do, the player keeps the Cards and takes one more turn. If not, the player flips the Cards face down in place and the turn is over. All the players try to remember the location of the Cards.
3. Player 2 takes a turn, and so on.
4. When all the compound word pairs have been found, the player who has the greatest number of pairs wins the game.
5. Discuss any challenges before playing another round.



Letter Matching Whole-class Activity

Materials: Pairs of Learning Deck Cards™ that make compound words

Object: To pair up with your compound word match

1. Shuffle the Cards, and pass them out to seated students. Ask them not to show their Cards to others until you say, "Go."
2. On "Go," students get up, display a Card, walk around to find their compound word partner, and line up against the wall with that partner.
3. When everyone has lined up, have the partners hold up their Cards and say their compound words.
4. Discuss the activity and repeat with different word pairs.



Related Really Good Stuff® Products:

Beginning Sound Concentration (item #303914)