

Really Good Stuff® Activity Guide

What's the Author's Purpose? Poster

Congratulations on your purchase of the Really Good Stuff® **What's the Author's Purpose? Poster**. Authors write with a purpose. They want to persuade, inform, or entertain their readers. This is an interactive resource to teach, support, and reinforce the author's purpose to persuade, inform, and entertain.

This Really Good Stuff® product includes:

- **What's the Author's Purpose? Poster**, 19" x 24"
- This Really Good Stuff® Activity Guide

Displaying the Poster

Make a copy of each page of the Really Good Stuff® Activity Guide. Hang your **What's the Author's Purpose? Poster** in any area that is easily accessible for the teacher and has an unobstructed view for the students.

Introducing the What's the Author's Purpose? Poster

Begin by assessing the students' prior knowledge. Why do they think the author would have a purpose for writing a story and/or article? What kind of questions do they ask themselves while reading to figure out the purpose? What does the author's purpose mean?

- **Persuade:** to convince the reader of a certain point of view
- **Inform:** to teach or give information to the reader
- **Entertain:** to hold the attention of the reader through enjoyment

Activity Ideas

What Slice of Pie Is It?

Photocopy the *What Slice of Pie Is It? Reproducible*. Introduce a picture book to the students. Show the students the cover of the text and ask them to predict what they think the author's purpose might be by using the title and cover illustrations only. The students will shade in one slice of the pie. Next, complete a picture walk with the students. Again ask them to shade in a slice of pie, which predicts the author's purpose. Lastly, after reading the text, ask the students to shade in a slice of pie on the third pie to illustrate what they believe the author's purpose is. Also, have the students complete the written question, "What evidence from the text supports the author's purpose?" Have students compare their results and then have a class discussion.

For intermediate students, have them work in small groups and give each group the same and/or different text to complete the activity. Give each group a transparency on which they can display their evidence for the purpose that supports the author's purpose.

Name the Author's Purpose

Choose a combination of text, fiction, nonfiction, poetry, historical fiction, folktales, etc., and set the room up with centers having a book at each center. Depending on how many books you use, have the students work in partners or in small groups. As the students are moving through the centers, ask them to take notes about each text, focusing on the type of organization and/or traits and the author's purpose. After the allotted time, reconvene as a whole group, discuss each text and chart the students' ideas.

Identify and Write Your Own What's the Author's Purpose?

Over the next several days focus on one of the slices - persuade, inform, and entertain. Select a text that models one of the author's purposes. Read it aloud and discuss what the author incorporates in the text to show purpose. Next ask the students to write a story that focuses on the same slice of the pie. Complete this activity with all three purposes - persuade, inform, and entertain.

Author's Purpose Scavenger Hunt

Ask each student to bring in a newspaper from home and/or provide newspapers. Have each student and/or small group cut out titles of different articles. Have each group display their titles under the correct heading - persuade, inform, and entertain. As a group, read each title aloud and ask the students what the author's purpose is. Have the group explain what word and/or phrases support their choice for the author's purpose.

What's the Author's Purpose? Role Playing

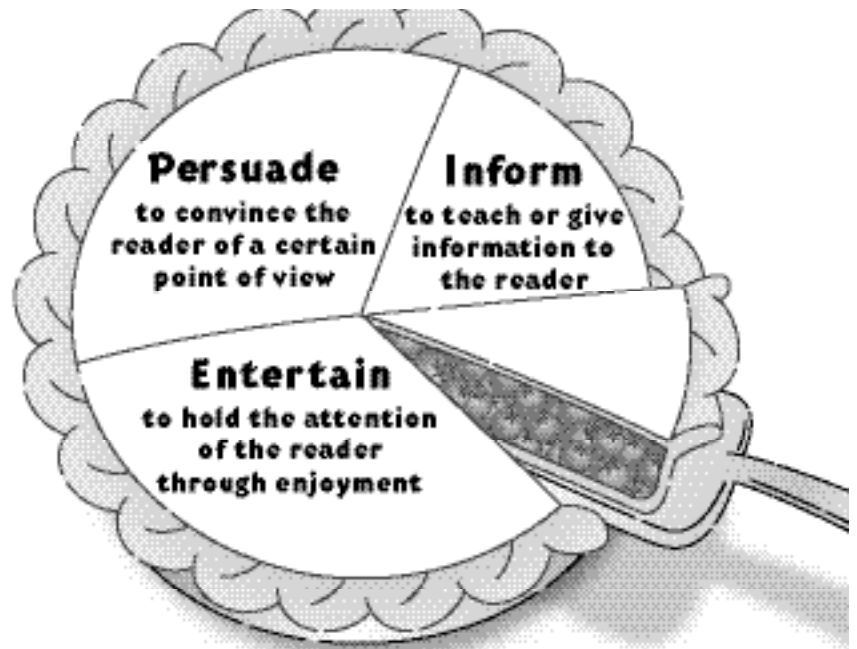
After your students have an understanding of each author's purpose - entertain, persuade, and inform - have the students work in small groups to create a skit that focuses on one purpose. Have the groups perform their skits for the class. After seeing each skit, let the audience reveal what they think the author's purpose was.

Author's Purpose Book Wall

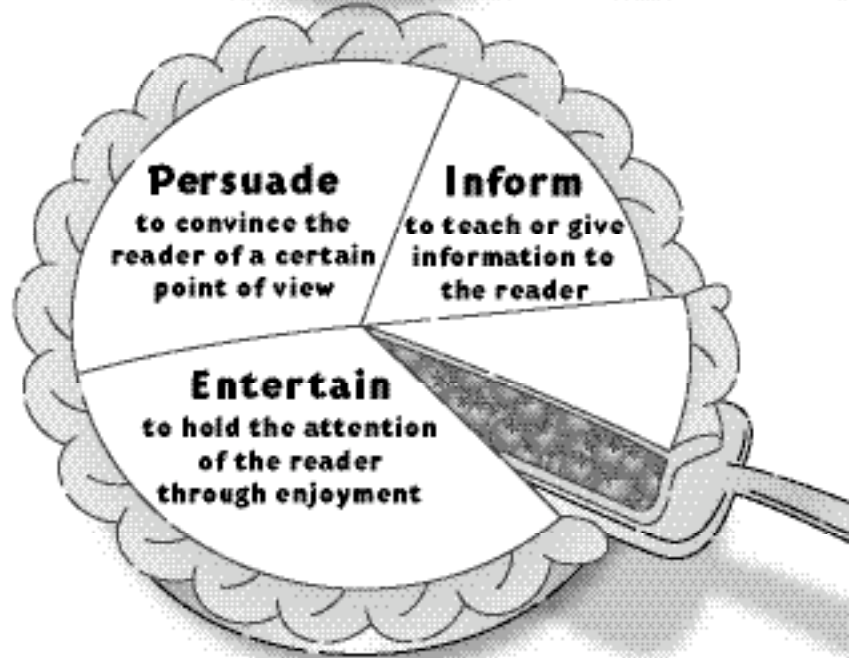
Create three columns labeled persuade, inform, and entertain. As the class and/or students read books and poetry, they fill out the *Book Wall Pie Chart Reproducible*. On the reproducible, the students shade in a pie piece. They write the title of a book and write a sentence(s) to explain why they choose the author's purpose. Then the students can hang the Book Wall Pie Charts under the correct column heading.

Students can use these Book Wall Pie Charts as reference of what to read next. Additionally, you can do author comparisons and graph data.

Using the cover, predict what you think the author's purpose is.

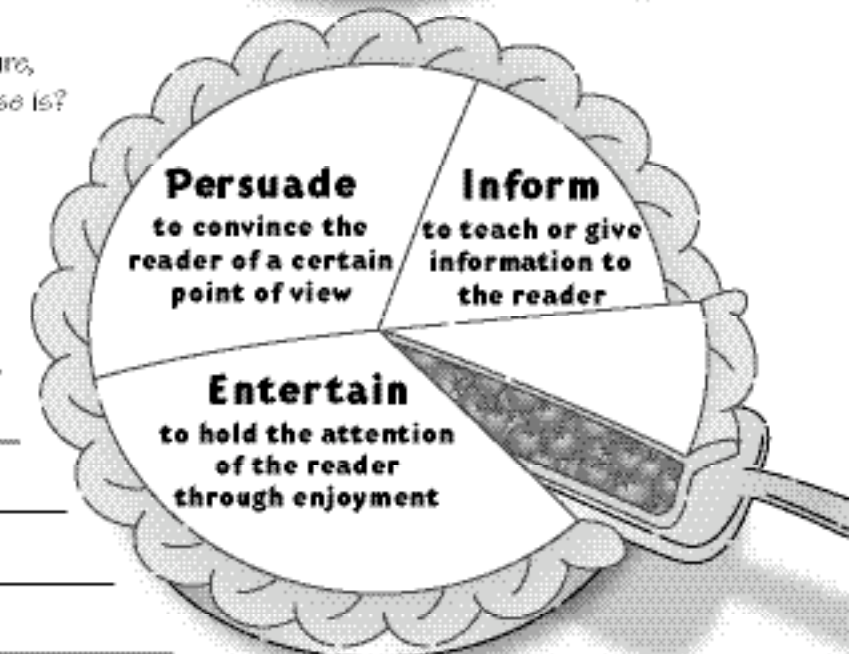


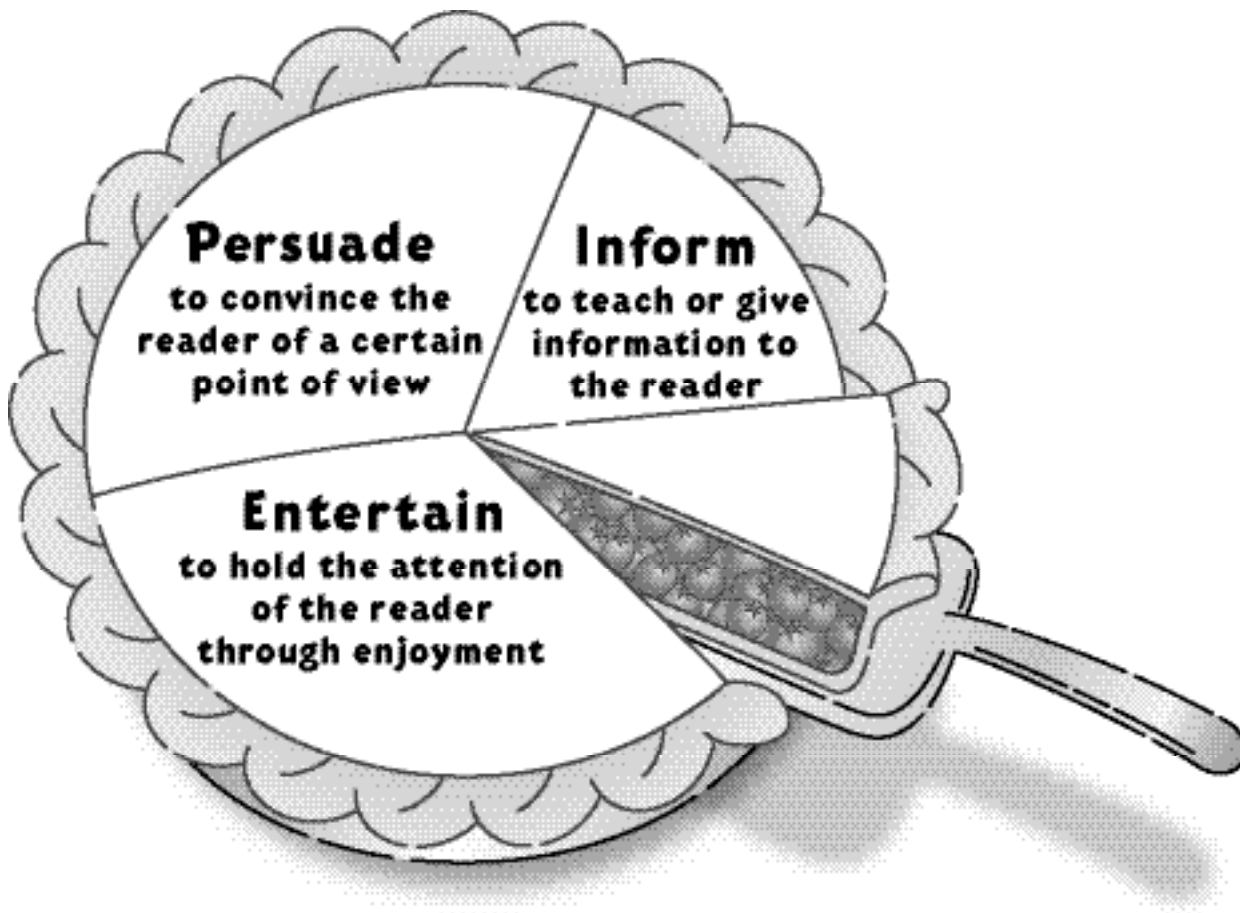
After a picture walk, what do you think the author's purpose is?



After reading/listening to the literature, what do you think the author's purpose is?

What evidence from the text supports the author's purpose?



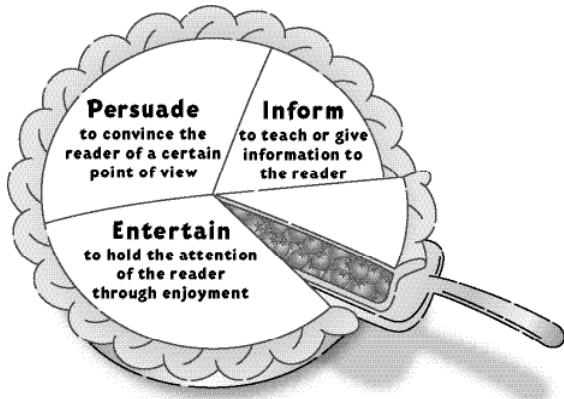


1. What is the author's purpose in writing this selection?

2. The author wants to tell you about _____ to show you that

3. Which sentence best states the author's purpose for writing this selection?

4. Provide three details from the selection to support the author's purpose for writing this selection.

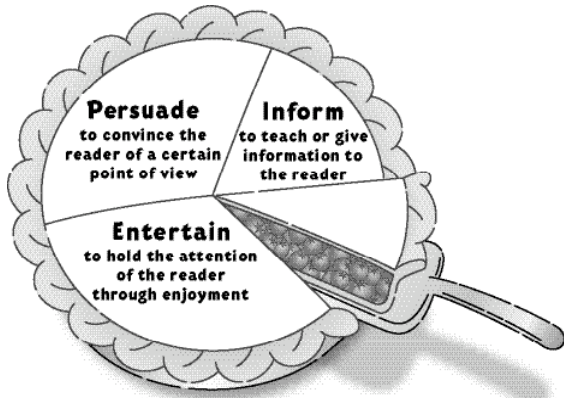


Student Name _____

Title of Book _____

Author of Book _____

What clues told you the author's purpose?

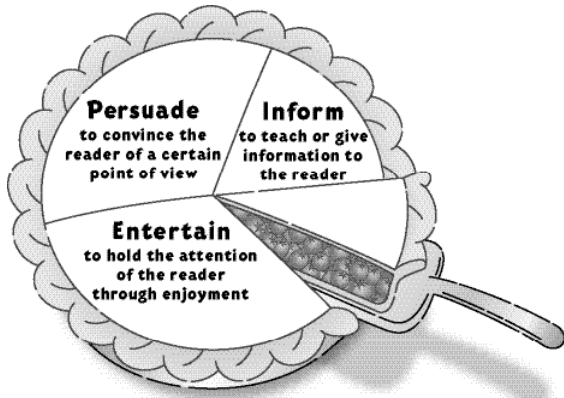


Student Name _____

Title of Book _____

Author of Book _____

What clues told you the author's purpose?

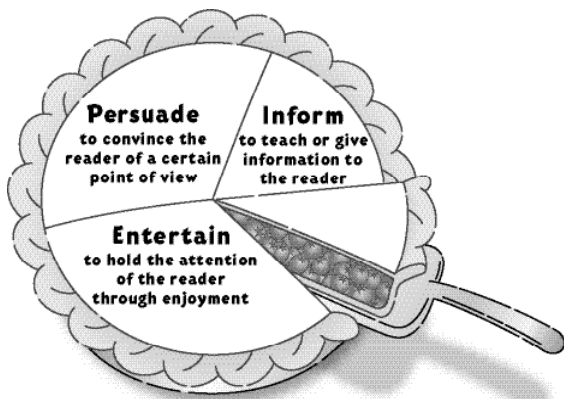


Student Name _____

Title of Book _____

Author of Book _____

What clues told you the author's purpose?



Student Name _____

Title of Book _____

Author of Book _____

What clues told you the author's purpose?
